



2024-2025 Financial Aid

Financial Aid Available at SGTC

Federal Funds

- ▶ PELL
- ▶ FSEOG
 - ▶ Federal Supplemental Educational Opportunity Grant
- ▶ Federal Work Study

State Funds

- ▶ HOPE Grant
- ▶ HOPE Career Grant
- ▶ Zell Miller Grant
- ▶ HOPE Scholarship
- ▶ Zell Miller Scholarship
- ▶ REACH Georgia

What is FAFSA and why the FAFSA is important?

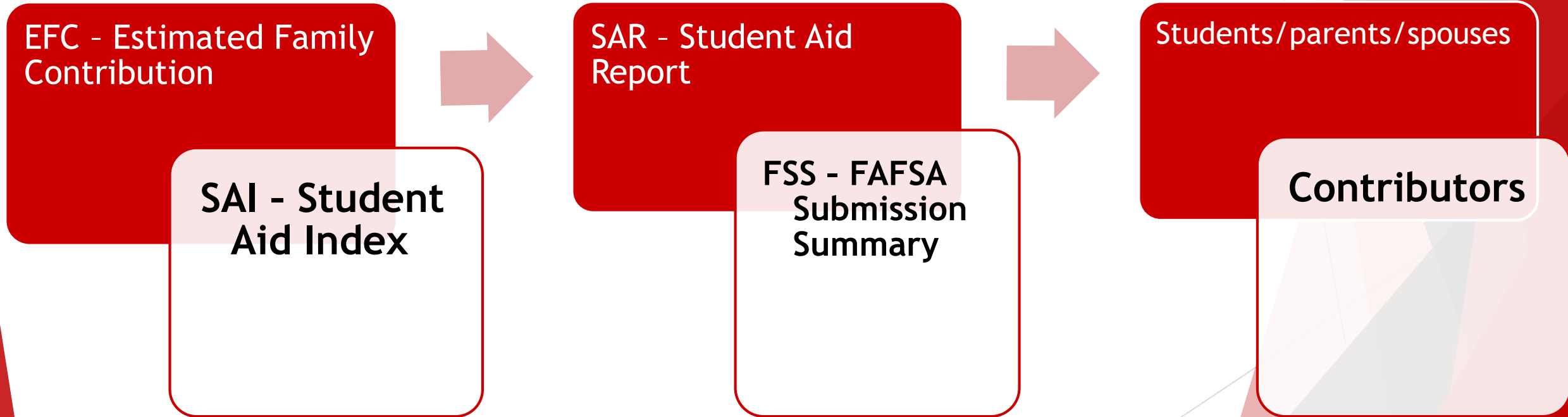
Free Application for Federal Student Aid (FAFSA®) form.

SGTC uses your FAFSA data to determine your federal aid eligibility.

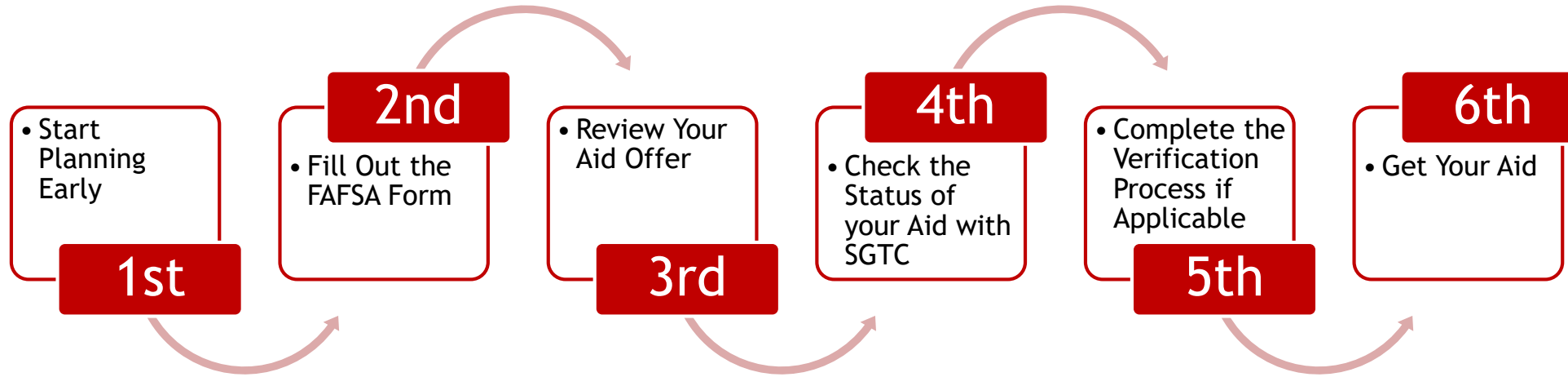
What is FAFSA Simplification?

- ▶ Simplification Act of 2021
- ▶ Consolidated Appropriations Act of 2022
- ▶ Largest overall of federal student aid legislation
- ▶ Streamlined application process
- ▶ Expansion of aid eligibility

New Terminology on the FAFSA



How Financial Aid Works



Common FAFSA Mistakes

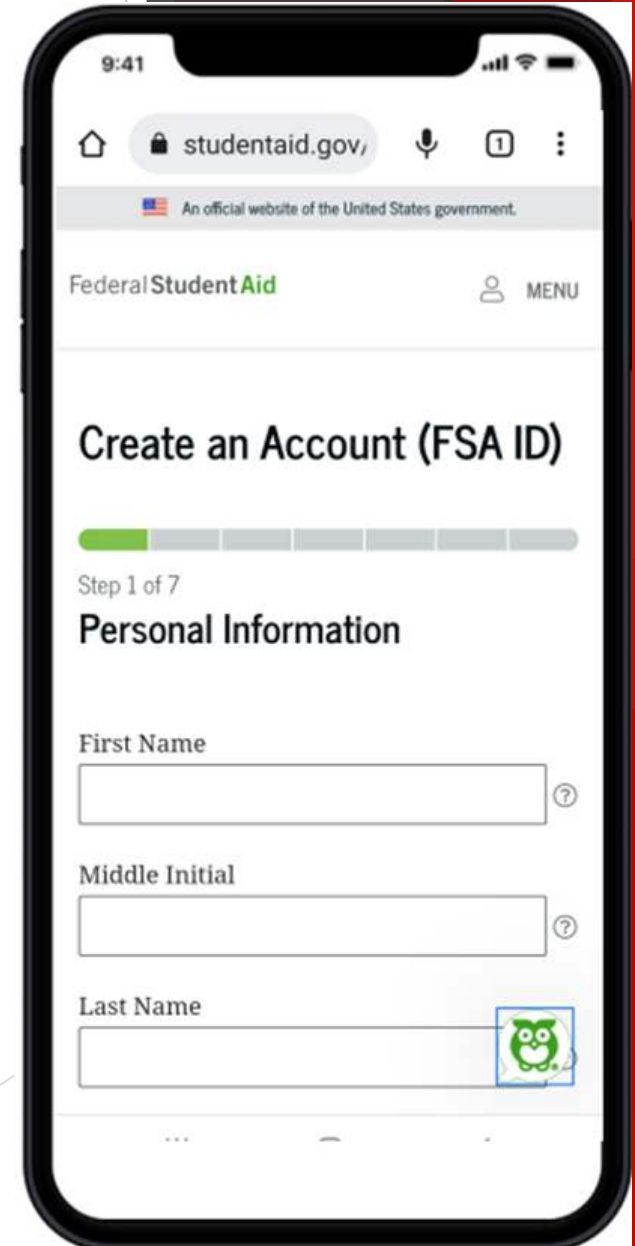
- ▶ Not Completing the FAFSA Form
- ▶ Not Using the Correct Website
- ▶ Not Getting an FSA ID Ahead of Time
- ▶ Waiting to Fill Out the FAFSA Until After You File Taxes
- ▶ Not Filing by the Deadline
- ▶ Not Reading Definitions Carefully
- ▶ Inputting Incorrect Information
- ▶ Not Reporting Parent Information
- ▶ Listing only one college
- ▶ Not Using the URS Data Retrieval Tool
- ▶ Not Signing the FAFSA Form

2024-2025 FAFSA Updates

- ▶ Federal Student Aid ID (FSA ID) - required for all students and parents
- ▶ IRS Data Retrieval Tool - will become Federal Tax Information (FTI) and no longer optional
- ▶ Shorter application with few questions
- ▶ Role-Based
- ▶ Dependent students must invite parent into FAFSA but either one can begin the application
- ▶ Consent and Approval - required for tax information

Federal Student Aid ID

- ▶ Student Aid Log-in required
- ▶ New users FSA ID must match w/ SSA before use (up to 3 days)
- ▶ Two-step verification required each log-in
- ▶ Married-Filing-Separate or Unmarried Living Together: Both parents will need an FSA ID
- ▶ Dependent students - to invite parent, student invite information must match contributors FSA ID (name, DOB, SSN)
- ▶ Spouses will also need an FSAID



The image shows a smartphone screen displaying the Federal Student Aid website. The browser address bar shows 'studentaid.gov'. The page title is 'Federal Student Aid' and it includes a 'MENU' button. The main heading is 'Create an Account (FSA ID)'. A progress bar indicates 'Step 1 of 7'. The section is titled 'Personal Information' and contains three input fields: 'First Name', 'Middle Initial', and 'Last Name'. Each field has a question mark icon to its right. A small owl icon is visible in the bottom right corner of the page.

Users Without a Social Security Number

- ▶ Limited functionality when creating an account
 - ▶ Mailing address, email, phone number, two-step verification
- ▶ Parents or spouses (contributors) of student or citizen of a Freely Associated State will have to answer knowledge-based verification questions to verify identify
 - ▶ Derived from personal identifiers
 - ▶ Generated by a credit bureau but no credit check is performed, and no credit history is pulled
 - ▶ One to four verifiable questions
- ▶ 1-800-433-3243: FSAIC

Logging in to Complete the FAFSA

www.studentaid.gov

The screenshot shows the homepage of the Federal Student Aid website. At the top, there is a navigation bar with the Federal Student Aid logo and links for FAFSA, Loans & Grants, Repayment, and Loan Forgiveness. The main content area features a large banner with the text "Get Money to Pay for School" and "Use the Free Application for Federal Student Aid (FAFSA) form to apply for financial aid for college or graduate school." Below this, there are buttons for "Start a New Form" and "Edit Existing Form". A section titled "Check FAFSA Deadlines for the State You Live In" includes dropdown menus for "School Year" and "State of Residence", and a "Find Deadlines" button. At the bottom, there are three informational cards: "Who Should Complete This?", "How Long Will it Take?" (indicating 1 hour), and "What Do I Need?" (listing requirements like a verified StudentAid.gov account, Social Security Number, and income/asset information).

School code: 005617

The screenshot shows the login page for the FAFSA 2024-25 form. The header includes the "FAFSA FORM 2024-25" logo. A large banner with a hot air balloon illustration says "Welcome, Raya, to the FAFSA Form". Below the banner, there is a section titled "I am starting the FAFSA form as a" with two radio button options: "Student" (which is selected) and "Parent". A "Previous" button is located at the bottom of the page.

Independent Students Provides Consent

- Informs the student about consent and their federal tax information.
- Student's federal tax information is transferred directly into the FAFSA® form from the IRS to help complete the Student Financials section.
- The student selects "Approve" to provide consent and is taken to the next page.
- Do not approve: student becomes ineligible for all federal aid

FAFSA® FORM 2024-25 Student Raya Tran Save FAFSA Menu

Provide Consent or Be Ineligible for Federal Student Aid

Summary

Your consent is needed to retrieve and disclose federal tax information (FTI). With your consent, we can obtain tax return information automatically from the IRS to help you complete the FAFSA® form. If you don't provide consent, you will not be eligible for federal student aid, including grants and loans. You must provide consent even if you didn't file a U.S. federal tax return or any tax return at all.

- Get your 2022 tax return information for the 2024-25 FAFSA form.
- Tax return information is required to complete the FAFSA form.
- FTI is used to determine your eligibility for federal student aid.

Under penalty of law, I certify that I am the individual associated with the FSA ID log-in credentials used to access the FAFSA form to provide the necessary approval and consent for the disclosure and use of my federal tax information (FTI) from the U.S. Department of the Treasury. By accepting below, I approve and consent to:

- The U.S. Department of Education to disclose my Social Security number, last name, and date of birth to the U.S. Department of the Treasury in order to obtain my FTI only for the purpose of determining the eligibility for, and the amount of, federal student aid for myself or of others for which I participated and shared my FTI by a program authorized under subpart 1 of Part A, Part C, or Part D of Title IV of the *Higher Education Act of 1965*, as amended.
- The use of my FTI by U.S. Department of Education officials and contractors (as defined in 26 U.S.C. § 6103(d)(13)), only for the purpose of determining the eligibility for, and amount of, federal student aid for myself or of others for which I participated and shared my FTI by a program authorized under Title IV of the *Higher Education Act of 1965*, as amended.
- The U.S. Department of Education to redisclose my FTI received from the U.S. Department of the Treasury, pursuant to 26 U.S.C. 6103(i)(13)(D)(ii), which includes:
 - institutions of higher education participating in the federal student aid programs authorized under the *Higher Education Act of 1965*, as amended;
 - state higher education agencies; and
 - scholarship organizations designated prior to Dec. 19, 2019, by the Secretary of Education.
- The use of my FTI for the application, award, and administration of student aid awarded by the federal government, institutions of higher education, state higher education agencies, and designated scholarship organizations.
- The redisclosure of my FTI to any future 2024-25 FAFSA forms for which I elect to participate (e.g., if I elect to participate in my child's FAFSA form or to complete my own FAFSA form after participating in another FAFSA form). My FTI will be redisclosed to these additional applications upon my affirmation to participate. I understand that I may decline an invitation to participate, which will prevent the transfer of my FTI to that FAFSA form.

Dependent Students

- As the student is considered dependent, they are asked to provide information about their parents.
- The FAFSA® form considers their “Parent” to be their legal (biological or adoptive) parent.

The screenshot shows the FAFSA 2024-25 application interface for Student Raya Tran. The progress bar at the top indicates five steps: 1. Personal Circumstances (active), 2. Demographics, 3. Financials, 4. Colleges, and 5. Signature. The current section is titled "Tell Us About Your Parents". A green box explains that a "Parent" is a legal (biological or adoptive) parent or stepparent who supports the student financially. Below this, a question asks "Are your parents married to each other?" with radio button options for "Yes" (selected) and "No". A blue box with a document icon states: "You will need to provide information for your parents. Based on your answers in this section, you'll need to provide information about both of your parents on your FAFSA form. You can invite your parents to your form so they can complete their required sections." At the bottom, there are "Previous" and "Continue" buttons.

Dependent Student Invites Parents to FAFSA® Form

The student is asked to enter personal information about their parents to send them an invite to their FAFSA® form. In this scenario, the student invites one parent

FAFSA® FORM 2024-25 Student Raya Tran Save FAFSA Menu

1 Personal Circumstances 2 Demographics 3 Financials 4 Colleges 5 Signature

Invite Parents to your FAFSA® Form

You will need to provide information for your parents
Based on your answers in the previous section, you'll need to provide information about both of your parents on your FAFSA form. You can invite your family members to your form to help you complete all required sections.

Enter names of parents, identified on the prior page, and we'll send electronic requests on your behalf.

Please make sure to provide information that your parents would use to login to StudentAid.gov.

Parent	Parent Spouse optional
First Name Alcina	First Name
Last Name Tran	Last Name
Date of Birth Month: 05 Day: 05 Year: 1973	Date of Birth Month: Day: Year:

Parent	Parent Spouse optional
Social Security Number (SSN) SHOW ⓘ	Social Security Number (SSN) HIDE ⓘ
<input type="checkbox"/> My parent doesn't have a SSN	<input type="checkbox"/> My parent doesn't have a SSN
Email Address alcinatran@school.edu	Email Address
Confirm Email Address alcinatran@school.edu	Confirm Email Address
Invite Parent	Invite Parent
Previous	Continue

Dependent Student FAFSA® Confirmation

Displays information about tracking the student's FAFSA form and next steps.

FAFSA FORM 2024-25 Parent of Raya Tran Save FAFSA Menu

Congratulations, the FAFSA® Form Is Complete!

Raya Tran
Completion Date 10/12/2024

What Happens Next

- Email sent**
Confirm that the student received an email version of this page.
- The Student Will Receive Notification of Processing**
In one to three days, the student will receive a notification by email that their FAFSA form was processed and sent to the student's schools.
- The Student Will Receive School Communications**
We use the information collected on the student's FAFSA form to calculate their Student Aid Index (SAI). The SAI lets schools determine how much aid the student is eligible to receive. Schools will reach out to the student if they need more information. They will also contact the student with financial aid offers. Once received, the student can contact their financial aid offices directly to ask questions about their student aid packages.

Track and Manage the Student's FAFSA® Form
You can check the status of the student's application in the "My Activity" section of your StudentAid.gov account. We will let you know if we need anything more from you.

[View Status](#)

FAFSA Submission Summary Landing Page

Eligibility Overview FAFSA Form Answers School Information **Next Steps**

Estimated Federal Student Aid

Federal Pell Grant ⓘ Up to **\$4,556**

A **Federal Pell Grant** is awarded to undergraduate students who have financial need and who have not earned a degree or are in a teacher certification program. Federal Pell Grants don't need to be repaid.

Federal Direct Loans ⓘ Up to **\$4,556**


A **federal direct loan** is money lent by the government to you that you must repay with interest.

Federal Work-Study ⓘ You May Be Eligible

Federal Work-Study is a way for students to earn money to pay for school through part-time jobs on or off campus.

Amounts shown here are only estimates of federal student aid based on full-time enrollment and the average cost of attendance. Your school will determine how much student aid to offer you, which may include additional aid from your school or state.

[Learn more about financial aid](#)

 **Keep in mind, this is only an estimate**

Always refer to your school's financial aid offer for a final determination of financial aid available.

- ▶ The FAFSA Submission Summary is broken into four tabs: Eligibility Overview, FAFSA Form Answers, School Information, and Next Steps.
- ▶ Student will see information about when their form was received and processed. They also have the option to print their FAFSA Submission Summary to keep for their records.

What is the SAI?

- ▶ Student Aid Index
- ▶ Replaces Estimated Family Contribution(EFC)
- ▶ Can be a negative number (-1500)
- ▶ Changes income information originally calculated into Pell Grant eligibility
 - ▶ Removes child support received, VA noneducation benefits, untaxed income, housing allowances

Enrollment Intensity

Federal Student Aid
AN OFFICE OF THE U.S. DEPARTMENT OF EDUCATION

CHANGES TO PELL ELIGIBILITY

- Beginning with the 2024–25 award year, the Department will no longer publish a Federal Pell Grant Payment and Disbursement Schedule.
- Instead, Scheduled Pell Grant Eligibility will be determined in one of three ways:

1

Maximum Pell Grant

Non-tax filers; **or**
Tax filers, based on:

- AGI
- Poverty guidelines
- Family size

2

Calculated Scheduled Pell Grant

- Maximum Published Scheduled Pell Grant *minus* Calculated SAI

3

Minimum Pell Grant

Based on:

- AGI
- Poverty guidelines
- Family size

Enrollment Intensity

ENROLLMENT INTENSITY

STANDARD TERM PROGRAMS

- Number of enrolled credits ÷ Credits required for full-time enrollment
- Round to nearest whole percent using standard rounding rules
 - $7 \div 12 = 0.58333 \rightarrow 58\%$

Enrolled Credit Hours	Enrollment Category	Enrollment Intensity
12 (or more)	Full-Time	100%
11	Three-Quarter Time	92%
10		83%
9		75%
8	Half-Time	67%
7		58%
6		50%
5	Less-than-Half-Time	42%
4		33%
3		25%
2		17%
1		8%

Other Changes Due to FAFSA Simplification

- ▶ Half-time enrollment during summer is no longer a requirement to receive more than 100% of a year's Pell Grant.
- ▶ No longer can FAFSA be renewed
- ▶ Family size - replaces household size and pulls directly from taxes but can be updated

How Can I Prepare?

- ▶ Visit www.studentaid.gov
- ▶ Create/update existing password and keep it in a discreet place
- ▶ Update email address, phone numbers, name
- ▶ Ask your parent/spouse questions
- ▶ Finalize a time to complete application with parent
- ▶ December 2023 - no precise date

For more information, you may reach us at:

Jasmine Mercer

- Americus Campus
- 229.931.2693
- jmercer@southgatech.edu

Lacy Bailey

- Americus Campus
- 229.931.2755
- lbailey@southgatech.edu

Jennifer Gilmore

- Cordele Campus
- 229.271.4043
- jennifer.gilmore@southgatech.edu